

TESTED SAFETY, PROVEN DURABILITY

Regupol®

# IMPACT PROTECTION TILES & PAVERS




**Regupol**  
(Australia) Pty. Ltd.



## The Materials

The materials from which we manufacture our safety surfacing and elastic products are subject to constant quality monitoring. The basic materials used in the majority of our products are rubber granules or fibres. In BSW's factory in Bad Berleburg these rubber particles are bonded using the bonding agent polyurethane, compacted and then compressed into the familiar **Regupol®** tiles and pavers. The quality of the raw materials and purity of their elemental components, the special ratio of the rubber to the bonding agent, combined with the degree of compacting and subsequent compression are all significant factors which dictate the quality of the end product.

Only many years of experience guarantee the requisite properties that put our products at the top end of the quality scale of comparable products manufactured by other suppliers. In our fall protection products this quality is reflected above all in their reliable impact protection values, their resistance and their durability.



Terracotta



Black

### Rubber Fibres

Crucial to our impact protection products are rubber fibres of a particular strength and length which guarantee high resilience and durability. This is because the fibres interlock during the mixing process, and through subsequent compression form a dense elastic body with excellent resistance to any kind of mechanical influences. This is why our impact protection products boast outstanding stability.




Brick Red



Citrus Yellow



Pearl White



Black



Reseda Green



Earth Yellow



Dove Blue



Beige



Slate Grey




Patina Green



Turquoise Blue




Teal



Capri Blue



Eggshell



Violet



May Green



Orange



Rainbow Blue



Sky Blue



Brown



Light Grey



Signal Green



Rainbow Green



Rose



Basalt Grey

### EPDM Granules

EPDM is synthetic rubber. We use EPDM granules as decorative surfaces for our impact protection and elastic flooring. Our range comprises 25 colours and their combinations.

## Regupol® Safety Tile FX

The **Regupol® Safety Tile FX** is available in three thicknesses, providing a critical fall height in children playgrounds of up to 2.8 metres. The tiles provide good shock, noise and impact absorption, making them a popular choice for rock climbing and outdoor recreation. The **Regupol® Safety Tile FX** are available in terracotta and black which allows you to be creative with your design and layout. Popular choices of checker patterns, handball courts and hopscotch layouts allow for fun and activity in children's play areas.



### Material

PUR-bonded rubber fibres, solid-coloured wear layers

### Composition

Dual-layer construction with compacted, heavy-duty wear layer and soft base layer for fall protection; drainage grooves on underside, dowel holes at edges, dummy joint on top at 500 mm

### Colours

Base layer: Black

Wear layer: Terracotta, Green, Black; other colours on request

### Application Areas

Rock Climbing Centres

Children's Play Areas

Schools

Outdoor Recreation

Refer to the **Regupol®** Product Selector for more applications.

Dimensions [mm]	Weight [kg/m <sup>2</sup> ]	Maximum Fall Height [m]
1,000 x 500 x 50	approx. 29	1.50
1,000 x 500 x 75	approx. 39	2.20
1,000 x 500 x 100	approx. 51	2.80

Critical Fall Height Standard: AS/NZS 4422/1-1999

Dimensional Tolerances: Length/Width  $\pm 1\%$

Thickness  $\pm 2$  mm



The cross section shows the dual-layer construction.



Our **Regupol® Safety** and **Elastic Tiles** are fitted with drainage grooves at the underside as standard.



## Regupol® Safety Tile EPDM

The **Regupol® Safety Tile EPDM** is available in 25 different colour combinations, this gives you the flexibility to create your dream surface for recreation and play. With the added benefits of good slip resistance in wet and dry conditions, this is a product matched for indoor and outdoor use. The **Regupol® Safety Tile EPDM** make a long lasting impression in children's play areas, community areas and outdoor recreation.



### Material

PUR-bonded rubber fibres, PUR-bonded, coloured EPDM granules

### Composition

Dual-layer structure with approx. 11-mm-thick compacted, heavy-duty EPDM wear layer and soft sub-base to guaranteed to cushion falls; underside with drainage grooves, dowel holes at edges, dummy joint on top at 500 mm

### Colours

Selection of 25 colours

### Application Areas

Child Care Centres  
 Resorts  
 Caravan Parks  
 Community Centres

Refer to the **Regupol®** Product Selector for more applications.

Dimensions [mm]	Weight [kg/m <sup>2</sup> ]	Maximum Fall Height [m]
1,000 x 500 x 50	approx. 35	1.50
1,000 x 500 x 75	approx. 46	2.10
1,000 x 500 x 100	approx. 56	2.80

Critical Fall Height Standard: AS/NZS 4422/1-1999

Dimensional Tolerances: Length/Width  $\pm 1\%$   
 Thickness  $\pm 2$  mm



The cross section shows the dual-layer construction with the solid-coloured EPDM layer.



\* Note regarding freshly laid tiles:

When **Regupol® Safety Tiles EPDM** have just been laid, there may be slight temporary wax colouring, which will disappear as they weather. The wax is used in the manufacturing process and once it has disappeared the true colours will come through in their full intensity.

## Regupol® Elastic Tile E

The high quality rubber pavers offer safety in both wet and dry conditions, this has made the **Regupol® Elastic Tiles** a popular choice for outdoor ramps, loading docks and pedestrian walkways. The colour and pattern of our **Regupol® Elastic Tiles** adds charm and ambience to any landscape setting.

The **Regupol® Elastic Tiles** can be installed in different patterns such as traditional, running bonds and even 45° stacks, all of which look amazing on balconies and terraces. You can even get more creative by mixing terracotta and black colours to create borders, or feature a checker board pattern for children to play on.

### Material

PUR-bonded rubber fibres or granules, solid-coloured

### Composition

Single-layer construction consisting of compacted, heavy-duty material. Underside with drainage grooves, dowel holes on sides, dummy joint on top at 500 mm.

### Colours

Terracotta and Black; other colours on request.

### Application Areas

Fitness Clubs  
 Pedestrian Ramps  
 Keg Drops  
 Loading Docks

Refer to the **Regupol®** Product Selector for more applications.

Dimensions [mm]	Weight [kg/m <sup>2</sup> ]	Maximum Fall Height [m]
2,000 x 1,000 x 43	approx. 35	1.10
1,000 x 500 x 22	approx. 18	N/A
1,000 x 500 x 15	approx. 12	N/A

Critical Fall Height Standard: AS/NZS 4422/1-1999

Dimensional Tolerances: Length/Width  $\pm 1\%$   
 Thickness  $\pm 2$  mm



Our **Regupol®** Safety and Elastic Tiles are fitted with drainage grooves at the underside as standard.



## Regupol® Interlocking Pavers VB

The **Regupol® Interlocking Pavers** are available in terracotta and black in both 21mm and 43mm thickness. The tiles offer comfort under foot and safety in each step making them a popular choice in equine facilities, zoos and parks. The cobblestone effect looks great on pathways and railway station pedestrian walkways. When installed on balconies and terraces the pavers offer aesthetic appeal with good impact and sound absorption. **Regupol® Interlocking Pavers** are a sustainable way to keep the community safe, made from recycled rubber, the product is durable and long lasting.



### Material

PUR-bonded rubber fibres, solid-coloured

### Composition

Single-layer construction of homogeneous material

### Colours

Terracotta and Black; other colours on request

### Application Areas

Railway Stations  
 Driveways  
 Golf Clubs  
 Pathways

Refer to the **Regupol®** Product Selector for more applications.



Dimensions [mm]	Weight [kg/m <sup>2</sup> ]	Maximum Fall Height [m]
200 x 160 x 43	approx. 37	1.10
200 x 160 x 21	approx. 18.5	N/A

Critical Fall Height Standard: AS/NZS 4422/1-1999

Dimensional Tolerances: Length/Width  $\pm 1\%$   
 Thickness  $\pm 2$  mm





## Regupol® Reducer Edging

**Regupol® Reducer Edging** is used to create a safe edging to areas fitted with **Regupol® Safety** or **Elastic Tiles**. Their bevelled shape helps to minimise stumbling accidents at the edge of the safety surface. **Regupol® Reducer Edging** is available in different heights which correspond to the various heights of our tiles. The **Regupol® Reducer Edging** also helps in the construction of accessible playgrounds. Besides the rubber-based elements, anti-stumble edges are also available in EPDM in our full range of colours.



### Material

PUR-bonded rubber fibres, solid-coloured or PUR-bonded solid-coloured EPDM granules

### Colours

Rubber fibres in Terracotta and Black. EPDM granules in selected colours

### Application Areas

Enclosure of impact protection surfaces, providing a bevelled edging to other surfaces.

### Installation

As **Regupol® Safety** and **Elastic Tiles**



Regupol® Reducer Edging

### Dimensions [mm]

#### Anti-Stumble Edge

Dimensions [mm]	Weight [kg/unit]
1,000 x 250 x 43/8	approx. 5,5
1,000 x 250 x 50/8	approx. 6
1,000 x 300 x 75/8	approx. 10.5
1,000 x 300 x 100/8	approx. 13.5

Dimensional Tolerances: Length/Width  $\pm 1\%$

Thickness  $\pm 2$  mm

Application	Regupol® Elastic Tile E15	Regupol® Elastic Tile E22	Regupol® Elastic Tile E43	Regupol® Interlocking Pavers VB21	Regupol® Interlocking Pavers VB43	Regupol® Safety Tile FX50 & EPDM	Regupol® Safety Tile FX75 & EPDM	Regupol® Safety Tile FX100 & EPDM
<b>Thickness</b>	15 mm	22 mm	43 mm	21 mm	43 mm	50 mm	75 mm	100 mm
Fitness Clubs	✓	✓	✓			✓	✓	
Children's Play Areas	✓	✓	✓	✓	✓	✓	✓	✓
Pedestrian Ramps	✓	✓		✓				
Loading Docks	✓	✓	✓					
Railway Stations	✓	✓		✓				
Pathways	✓	✓		✓	✓			
Golf Clubs	✓	✓	✓	✓	✓			
Keg Drops		✓	✓		✓			
Equine Surfacing	✓	✓	✓	✓	✓			
Zoos and Parks	✓	✓		✓	✓			
Outdoor Patios	✓	✓		✓				
Schools	✓	✓	✓	✓	✓	✓	✓	✓
Child Care Centres	✓	✓	✓	✓	✓	✓	✓	✓
Community Areas	✓	✓	✓	✓	✓			
Outdoor Recreation	✓	✓	✓	✓	✓			
Home Gyms	✓	✓	✓					
Sporting Facilities	✓	✓	✓	✓	✓			
Golfing Driveways		✓		✓	✓			
PT Studios	✓	✓						
COLA's	✓	✓		✓				
Resorts	✓	✓	✓	✓	✓	✓	✓	✓
Caravan Parks	✓	✓	✓	✓	✓	✓	✓	✓
Rock Climbing Centre	✓	✓	✓	✓	✓	✓	✓	✓

**Note:** This is a guide only to selecting the right product for your application. For high traffic areas it is recommended to use the thicker product option. It is recommended that you check with one of your Regupol Team Members for confirmation of the right product for your area. Please check the fire and slip classifications for your building to match with the rubber flooring material type that is suitable for your project – see down-loads at [www.regupol.com.au](http://www.regupol.com.au) or contact us 02 4624 0050.

**Installation:** Installation methods for each application and product are available. Contact us 02 4624 0050 to ensure the correct installation and adhesion method is used.



## Your contact to Regupol

Regupol (Australia) Pty. Ltd.  
ABN 97 094 053 399  
155 Smeaton Grange Road  
SMEATON GRANGE NSW 2567  
Australia

Phone: 02 4624 0050  
Fax 02 4647 4403  
sales@regupol.com.au  
www.regupol.com.au

